

RESIDENTIAL LOCK

THE FINEST LOCK





For over 60 years Tong Lung has been a leader & pioneer in the mechanical and digital security business with its dedicated and innovative team of experts. In 2012 Spectrum Brands acquired Tong Lung – Spectrum Brands is a global and diversified consumer product company with batteries, electric appliances, global pet supplies, home and garden supplies, hardware products and household equipment. Spectrum Brands is a publicly traded company (NYSE: SPB) and one of the top 500 companies in the US sells its products in over 120 countries and you can find in over 1 million stores worldwide. Tong Lung is really excited that their EZSET brand is one of Spectrum Brands hardware team with industries leaders like Baldwin, Kwikset, Weiser, Pfister, National Hardware and Fanal. You can

find Tong Lung products in over 40 countries and our customers consider us as a world leader with our portfolio of mechanical and Electronic door lock hardware, door closers, hinges and door accessories.

One of our competitive advantages is our state of the art in-house research and development center. Tong Lung has more than 50 R&D engineers dedicated to form and function of mechanical and electronic security. We believe the future of the security businesses is a combination of both mechanical and electronic security. Tong Lung has developed electronic locksets that have won the “Taiwan Excellence Award” in both 2011 and 2012.

We take great pride in our production flow, integrated R&D Center, tooling

development and speed to market providing excellent ODM time to our customer’s products and services. Tong Lung owns more than 168 product/design patents around the world with 50 more pending. We collaborate with our customers to help protect their intellectual properties.

To give our customers the best experience all of our electronics comply with US FCC and Taiwan NCC certifications. We comply with ISO 9001 quality certification, and feel we have the highest test standard specifications in our industry. We have a strict quality control system and continually inspect,

educate and update all team members. We have implemented an “all-around fixed point control inspection” to insure consistent quality, reliable and stable products for our customers. Our core products are compliant with ANSI (North American Standards) and CNS (Taiwan Standards) and various other national standards.

Tong Lung utilizes progressive die stampings equipment - state of the art press technology to maximize efficiency and give us accurate consistency. Tong Lung has production plants in both Taiwan and the Philippines to meet our customers’ needs.



Taiwan Head Office & Factories :
 · Established in 1954

- Major Products :
 Residential Lock (Cylindrical lock, Tubular lock .Deadbolt lock,
 Mortise lock.Handkeset).
 Electronic Lock 、 Door Closer.
- Production Capacity :
 Hundreds of thousands locksets per month.
- Primary Functions :
 R&D department, New product trial run and launch base,
 High value added product manufacturing base.

Philippines Factory :
 · Established in 1997

- Major Products :
 Residential Lock (Cylindrical lock, Tubular lock, Deadbolt lock.
- Production Capacity :
 Over one million locksets per month.
- Primary Functions :
 Production center of light duty lockset.



CONTENTS


02	GRADE 2 SERIES	RESIDENTIAL DEADBOLT LOCK
04	GRADE 2 SERIES	RESIDENTIAL TUBULAR LEVERSET / KNOBSET
06	GRADE 2 SERIES	ENTRANCE HANDLESET
07	SANDCAST SERIES	DEADBOLT LOCK
08	SANDCAST SERIES	LEVERSET & KNOBSET
10	SANDCAST SERIES	INTERCONNECTED ENTRANCE HANDLESET
12	M SERIES	EURO MORTISE LOCK
14	H SERIES	INTERCONNECTED ENTRANCE HANDLESET
16	H SERIES	SOLID FORGED BRASS ENTRANCE HANDLESET
18	Z SERIES	ZINC DIE-CASTING ENTRANCE HANDLESET
20	CONTEMPORARY SERIES	ZINC DIE-CASTING ENTRANCE HANDLESET
21	CONTEMPORARY SERIES	INTERCONNECTED ENTRANCE LEVERSET
22	CONTEMPORARY SERIES	ZINC DIE-CASTING LEVERSET
24	CONTEMPORARY SERIES	RESIDENTIAL TUBULAR LEVERSET
26	CONTEMPORARY SERIES	ZINC DIE-CASTING DEADBOLT
27	TL SERIES	GRADE 3 RESIDENTIAL TUBULAR LEVERSET
30	GK SERIES	RESIDENTIAL LEVERSET
32	TA SERIES	GRADE 3 RESIDENTIAL TUBULAR KNOBSET
34	N SERIES	GRADE 3 RESIDENTIAL CYLINDRICAL KNOBSET
36	NE SERIES	GRADE 3 CYLINDRICAL LEVERSET
38	MOBILE HOME LOCK	GRADE 3 MOBILE HOME LOCK
39	L SERIES	GRADE 3 RESIDENTIAL DEADBOLT LOCK
42	JT SERIES	LEVER HANDLE
44	LJ SERIES	DEADBOLT LOCK
46	JB SERIES	LEVER HANDLE
49	Additional Information	

RESIDENTIAL DEADBOLT LOCK



LU-20S10

Single Cylinder
US15




LU-20S11

Double Cylinder
US15




LU-30S10

Single Cylinder
US15



LU-30S11

Double Cylinder
US15



Thumb Turn

Sub Assembling Turn
Zinc Die-Casting Type
Exposed Screws



Thumb Turn

Sub Assembling Turn
Zinc Die-Casting Type
Exposed Screws



Thumb Turn

Sub Assembling Turn
Zinc Die-Casting Type
Concealed Screws



SPECIFICATIONS

Exposed Trim

Brass or stainless steel.

Door Thickness

1-3/8" to 1-3/4" (35mm ~ 45mm) standard.

2" (51mm) optional.

Strike

LM. Rectangular strike with door reinforcer.

1-1/8" x 2-3/4" x 5/64" (28.4mm x 69.8mm x 2.0mm) square corner standard.

Other strikes are available upon request.

Latch

2-3/8" and 2-3/4" adjustable. (60mm and 70mm)

Faceplate : 1" x 2-1/4" (25.4mm x 57.0mm).

Specify round corner, square corner or drive-in.

Bolt: Solid brass full 1" (25.4mm) throw deadbolt, with hardened steel rod insert

Cylinder

5 pin solid brass Kwikset Keyway (standard) with black powder metallurgy cylinder housing.

Other keyways are available upon request.

Finishes

US3, US5, US15, US26D, US32, US32D, 12P, LO3

Other finishes are available upon request.

CERTIFICATION

ANSI

ANSI/BHMA A156.5-2001 Grade 2 certified.

UL

3 hours fire rating certified. UL File No. R15047

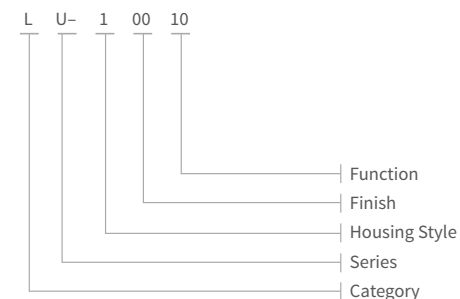
FUNCTION

EZ Code	ANSI Code	Description
10	E0152	Single Cylinder
11	E0142	Double Cylinder
12	E0172	Classroom
13	E0163	One-Way (Key Type)
50	E0192	One Side Dearbolt
70	E01112	One Side Deadbolt (Non-Key)

PACKAGE

Model	Pcs/Ctn	MEAS.
Box Pack	20	0.66cu.ft.
LU Series		
Clam Shell	10	0.70cu.ft.

ORDERING INFORMATION



Grade2 SERIES

- 6-Way latch
- Anti-pick pin
- Auto release function

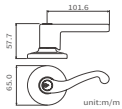
- Protection sleeve design
- Concealed mounting screws
- Reversible or non-handed design



RESIDENTIAL TUBULAR LEVERSET / KNOBSET

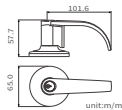
TT-J0S00

JR(Juran)
Entry
US15



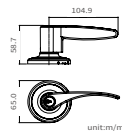
TT-S0S00

SD (San Diego)
Entry
US15



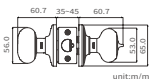
TT-V0S00

VR(Verona)
Entry
US15



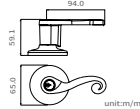
TT-70S00

PE(Palace)
Entry
US15



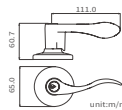
TT-R0S00

RZ(Ritz)
Entry
US15



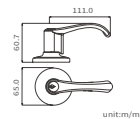
TT-Q0S00

QN(Queen)
Entry
US15



TT-D0S00

DE (December)
Entry
US15



SPECIFICATIONS

Door Thickness

1-3/8" to 1-3/4"(35mm ~ 45mm) standard.
2"(51mm) optional.

Strike

9103J. Full Lip Strike 1-3/4" x 2-1/4" x 5/64"
(44.4mm x 57.0mm x 2.0mm) round corner standard.
Other strikes are available upon request.

Latch

2-3/8" and 2-3/4" adjustable.(60mm and 70mm)
Faceplate : 1" x 2-1/4"(25.4mm x 57.0mm) .
Specify round corner, square corner or drive-in.
Latch Bolt : Stainless steel powder metallurgy latch bolt
with 1/2"(12.7mm) throw.

Cylinder

5 pin Kwikset keyway(standard) which includes two
anti-picking pin.
Other keyways are available upon request.

Door Handing

Reversible lever or non-handed design suitable for both
right and left hand door.

Finishes

US3, US5, US10B, US15, US26, US26D, US32(for
knobsets only) ,US32D(for knobsets only) , 12P
Other finishes are available upon request.

CERTIFICATION

ANSI

ANSI/BHMA A156.2-2003 Grade 2 certified.

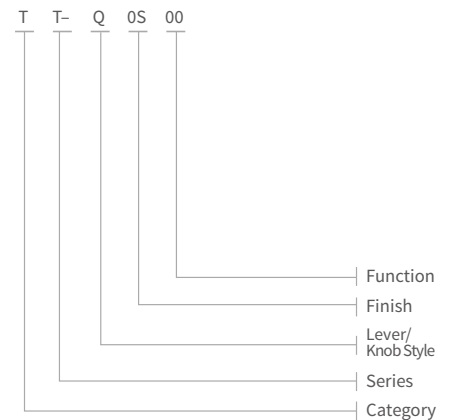
UL

3 hours fire rating certified. UL File No. R13776

FUNCTION

EZ Code	ANSI Code	Description
00	F82B	Entry/Office
30	F76B	Privacy
62	F86	Storeroom
78	-	Single Dummy - 2 Screws
82	F75	Passage

ORDERING INFORMATION



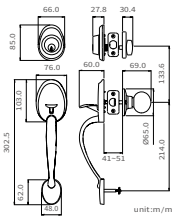
Grade2 SERIES

- 6-Way latch
- Protection sleeve design
- Concealed mounting screws

ENTRANCE HANDLESET

HUT30S10

MA (Mayfair) Handle
BA (Bala) Knob S
Single Cylinder / US15



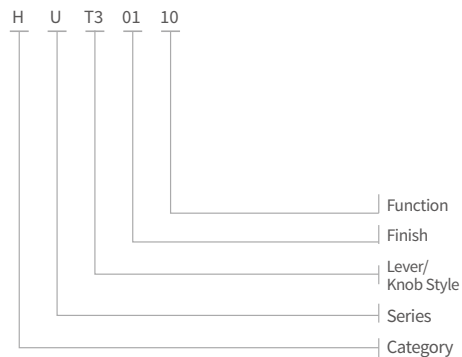
FUNCTION

EZ Code	Description
10	Sectional Handleset With Single Cylinder Deadbolt
11	Sectional Handleset With Double Cylinder Deadbolt
75	Sectional Dummy Handleset With Dummy Deadbolt

PACKAGE

Model	Pcs / Ctn	MEAS.
HU	Windows Pack	4
	Box Pack	10
		2.62 cu.ft.
		1.97 cu.ft.

ORDERING INFORMATION



CERTIFICATION

ANSI

ANSI/BHMA A156.2-2003 Grade 2 certified.

SPECIFICATIONS

Exposed Trim

Solid forged brass, plated to match finish designation

Door Thickness

Fits 1-5/8" to 2" (41mm~51mm) standard.

2-1/4" (57mm) optional.

Strike

Upper : LM. Rectangular Strike 1-1/8" x 2-3/4" x 5/64"

(28.4mm x 69.8mm x 2.0mm)round corner standard.

Lower : 9103J. Full Lip Strike 1-3/4" x 2-1/4" x 5/64"

(44.4mm x 57.0mm x 2.0 mm)round corner standard.

Other strikes are available upon request.

Latch

Deadbolt latch : 6-way latch, 2-3/8" and 2-3/4" adjustable. (60mm and 70mm), 1" throw bolt.

Faceplate : 1" x 2-1/4" (25.4mm x 57mm).

Spring Latch : 6-way latch. Stainless steel powder metallurgy latch bolt with 1/2" (12.7mm) throw

Cylinder

5 pin Kwikset Keyway (standard)with black powder metallurgy cylinder housing.

Other keyways are available upon request

Door Handing

Knob : Non-handed.

Lever : Specify handing when ordering lever as interior

Finishes

US3, US5, US15, US26D, US32, US32D, 12P, LO3

Other finishes are available upon request.

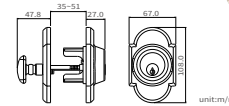
SANDCAST SERIES

- Protection sleeve design
- Metallurgy cylinder housing

DEADBOLT LOCK

LE-21410

EY(Eternity) Escutcheon
Single Cylinder
502 / Aged Pewter



SPECIFICATIONS

Exposed Trim

Cast brass.

Door Thickness

Fits 1-3/8" to 2" (35mm ~ 51mm) standard.

Backset

Fits both 2-3/8" or 2-3/4" (60mm or 70mm) .

Strike

9111. Rectangular Strike 1-1/8" x 2-3/4"

(28.4mm x 69.8mm) round corner standard.

Other strikes are available upon request.

Latch

2-3/8" and 2-3/4" adjustable. (60mm and 70mm)

Faceplate : 1" x 2-1/4" (25.4mm x 57mm) round corner standard. Square corner optional.

Latch bolt : Solid brass with hardened steel rod insert, full 1" (25.4mm) throw.

Cylinder

6 pin Schlage "C" keyway (standard) with black powder metallurgy cylinder housing.

5 pin Kwikset keyway(optional).

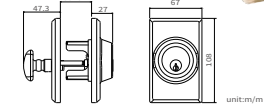
Other keyways are available upon request.

Finishes

502 (Aged Pewter), 506 (Aged Black), 12P(Satin Oxidized Bronze)

LG-23910

GA(Gaea) Escutcheon
Single Cylinder
12P



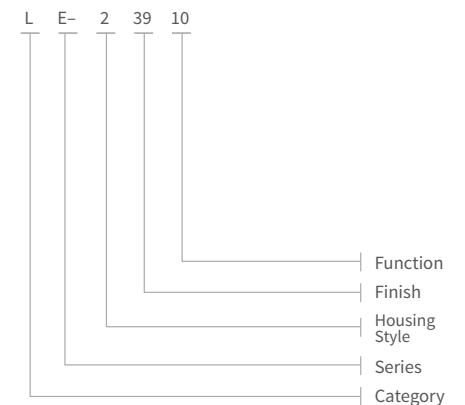
FUNCTION

EZ Code	Description
10	Single Cylinder
11	Double Cylinder

PACKAGE

Model	Pcs/Ctn	MEAS.
Deadbolt Series	Box Pack	12
		0.69 cu.ft.

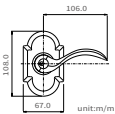
ORDERING INFORMATION



LEVERSET & KNOBSET

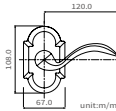
AD-D3900

JR(Juran)
Entry
12P



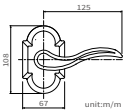
AD-D5982

DY (Daisy) Escutcheon
DS (Dallas) Lever
Passage
506 / Aged Black



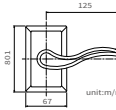
AD-E1482

DY (Daisy) Escutcheon
ER (Emperor) Lever
Passage
502 / Aged Pewter



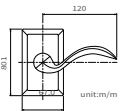
AG-E5982

GA(Gaea) Escutcheon
ER (Emperor) Lever
Passage
506 / Aged Black



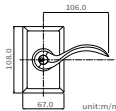
AG-D1482

GA (Gaea) Escutcheon
DS (Dallas) Lever
Passage
502 / Aged Pewter



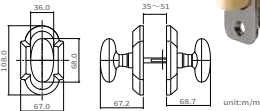
AG-D3900

GA (Gaea) Escutcheon
DS (Dallas) Lever
Entry
12P



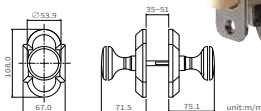
AD-21482

DY(Daisy) Escutcheon
CS (Cpsule) Knob
Passage
502 / Aged Pewter



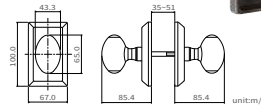
AD-31482

DY(Daisy) Escutcheon
FB (Frisbee) Knob
Passage
502 / Aged Pewter



AG-11430

GA(Gaea) Escutcheon
OW(Owen) Knob
Privacy
502 / Aged Pewter



SPECIFICATIONS

Exposed Trim

Cast brass.

Door Thickness

Fits 1-3/8" to 2" (35mm ~ 51mm) standard.

Strike

9103J. Full Lip Strike 1-3/4" x 2-1/4"
(44.4mm x 57.0mm)round corner standard.
Other strikes are available upon request.

Latch

2-3/8" and 2-3/4" adjustable. (60mm and 70mm)
Faceplate : 1" x 2-1/4" (25.4mm x 57mm) round corner standard. Square corner optional.
Latch bolt : Solid brass latch bolt with 1/2" (12.7mm) throw.

Door Handing

Knobset : Non-handed.
Leverset : Specify handing when ordering.

Cylinder

5 pin solid brass cylinders. 6 pin cylinder optional.
Kwikset keyway standard. Other keyways are available upon request.

Finishes

502 (Aged Pewter), 506 (Aged Black), 12P(Satin Oxidized Bronze)

FUNCTION

EZ Code	Description
00	Entry
30	Privacy
78	Single Dummy - 2 Screws
82	Passage

PACKAGE

Model	Pcs/Ctn	MEAS.
Lever Series	Box Pack	6 0.62 cu.ft.
Knob Series	Box Pack	6 0.62 cu.ft.

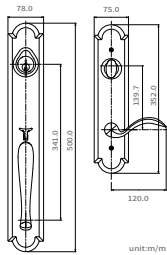
ORDERING INFORMATION

A	D-	D	39	00	
					Function
					Finish
					Lever / Knob Style
					Series
					Category

INTERCONNECTED ENTRANCE HANDLESET

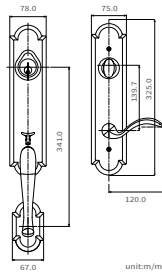
HE-D1410

EY (Eternity) Handle
DS (Dallas) Lever
Single Cylinder
502 / Aged Pewter



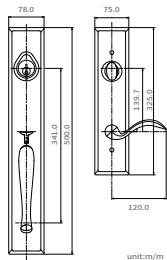
HD-D3910

HD-D3910
DY (Daisy) Handle
DS (Dallas) Lever
Single Cylinder
12P



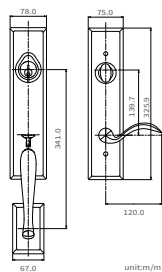
HL-D1410

LV (Liverpool) Handle
DS (Dallas) Lever
Single Cylinder
506 / Aged Pewter



HG-D5910

GA (Gaea) Handle
DS (Dallas) Lever
Single Cylinder
506 / Aged Black



SPECIFICATIONS

Exposed Trim

Cast brass.

Door Thickness

Fits 1-3/8" to 2" (35mm ~ 51mm) standard,
2-1/4" (57mm) optional

Backset

Fits both 2-3/8" or 2-3/4" (60mm or 70mm) .

Mounting Bore Distance

5-1/2" (139.7mm) center to center.

Latch

Deadbolt latch : 2-3/8" and 2-3/4" adjustable. (60mm and 70mm)

Faceplate : 1" x 2-1/4" (25.4mm x 57mm) round corner standard. Square corner optional.

Bolt : Solid brass with hardened steel rod insert, full 1" (25.4mm) throw.

Spring latch : 2-3/8" and 2-3/4" adjustable.(60mm and 70mm)

Faceplate : 1" x 2-1/4" (25.4mm x 57mm) round corner standard. Square corner optional.

Latch bolt : Solid brass latch bolt with 1/2" (12.7mm) throw.throw.

Strike

Upper : 9111. Rectangular Strike 1-1/8" x 2-3/4" (28.4mm x 69.8mm) round corner standard.

Lower : 9103J. Full Lip Strike 1-3/4" x 2-1/4" (44.4mm x 57.0mm) round corner standard.

Other strikes are available upon request.

Cylinder

6 pin Schlage "C" keyway (standard) with black powder metallurgy cylinder housing.

Other keyways are available upon request.

Door Handing

Knob : Non-handed.

Lever : Specify handing when ordering lever as interior.

Finishes

502 (Aged Pewter), 506 (Aged Black), 12P(Satin Oxidized Bronze)

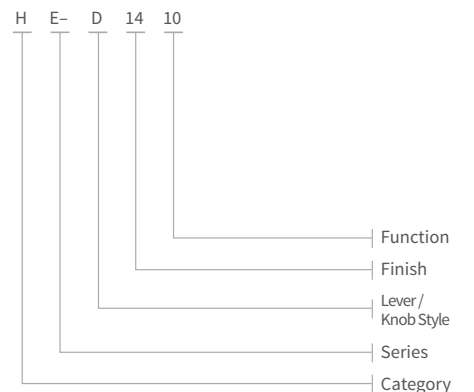
FUNCTION

EZ Code	Description
10	Single Cylinder Deadbolt
75	Dummy

PACKAGE

Model	Pcs/Ctn	MEAS.
Handleset Series	Box Pack	2
		1.48 cu.ft.

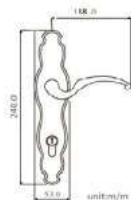
ORDERING INFORMATION



EURO MORTISE LOCK

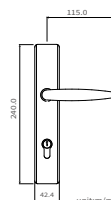
MF-F0110

Solid forged brass
FZ(Firenze)Escutcheon
FE(Fascinate)Lever
Single Cylinder
US3



MS-A0610

Solid brass
SE(Seattle)Escutcheon
AP(Apollo)Lever
Single Cylinder
US5



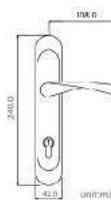
MS-S0010

Stainless steel
SE(Seattle)Escutcheon
SO(Scorpio)Lever
Single Cylinder
US32D



MN-T0010

Stainless steel
NP(Napoleon)Escutcheon
TS(Tarurs)Lever
Single Cylinder
US32D



SPECIFICATIONS

Exposed Trim

Solid forged brass or stainless steel.

Door Thickness

1-3/8" to 1-3/4" (35mm ~ 45mm) standard.

2" (51mm) optional.

Backset

Available in 2-3/8" or 2-3/4" backset.

(60mm or 70mm)

Mounting Bore Distance

3-1/3" (85mm) center to center.

Strike

MF-F. T strikes 1" x 8-1/16"

(25.4mm x 205mm) square corner.

Other strikes are available upon request.

Faceplate

Solid brass or stainless steel.

7/8" x 9-7/17" (22mm x 240.0mm) square corner.

Latch Bolt

Latchbolt : Solid brass or stainless steel latch bolt with 1/2" (12mm) throw.

Deadbolt : Solid brass or stainless steel latch bolt with 27/32" (21.0mm) throw..

Cylinder

Euro profile 71mm cylinder with solid brass 6-pin Corbin

"A1" keyway(standard) .

Other keyways are available upon request.

High security cylinder(CM/ CX) also available.

Available in 63mm, 90mm or 110mm cylinder housing

Door Handing

Handed levers(specify when ordering)

Finishes

US3, US5, US11, US15, US26, US26D,

US32(for stainless steel series only) ,

US32D(for stainless steel series only) , LO3

Other finishes are available upon request.

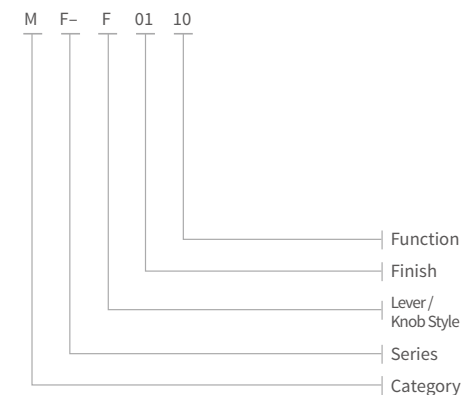
FUNCTION

EZSET Code	Description
10	Single Cylinder with Thumb Turn / Entrance Lock
11	Double Cylinder
30	Privacy Lock
62	Single Cylinder with Thumb Turn/ Storeroom Lock
75	Single Dummy Trim
77	Pair Dummy Trim

PACKAGE

Model	Pcs/Ctn	MEAS.
M Series	Box Pack	6 1.2 cu.ft.

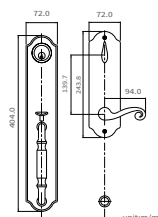
ORDERING INFORMATION



INTERCONNECTED ENTRANCE HANDLESET

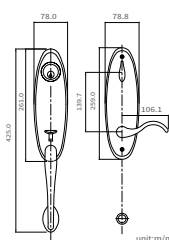
HXBR0110

Solid Forged Brass
CH (Chateau) Handle
RZ (Ritz) Lever
Single Cylinder
US3



HNBRQ0510

Solid Forged Brass
RI (Richmond) Handle
QN (Queen) Lever
Single Cylinder
US15



FUNCTION

EZ Code	Description
10	Single Cylinder Deadbolt
75	Dummy Deadbolt

PACKAGE

Model	Pcs/Ctn	MEAS.
Window Box	4	2.62cu.ft.
Handleset Series		
Box Pack	6	1.59cu.ft.

SPECIFICATIONS

Exposed Trim

Solid forged brass

Door Thickness

Fits 1-3/8" to 2" (35mm ~ 51mm) standard.

Mounting Bore Distance

5-1/2" (139.7mm) center to center

Latch

Deadbolt latch: 2-3/8" and 2-3/4" adjustable. (60mm and 70mm)

Faceplate: 1" x 2-1/4" (25.4mm x 57mm) square corner standard. Round corner optional.

Bolt: Solid brass/Steel with hardened steel rod insert, full 1" (25.4mm) throw. Steel latch bolt optional.

Spring latch: 2-3/8" and 2-3/4" adjustable. (60mm and 70mm)

Faceplate: 1" x 2-1/4" (25.4mm x 57mm) square corner standard. Round corner optional.

Bolt: Solid brass / Zinc latch bolt with 1/2" (12.7mm) throw.

Strike

Upper : 9111. Rectangular Strike 1-1/8" x 2-3/4" (28.4mm x 69.8mm) round corner standard.

Lower : 9103J. Full Lip Strike 1-3/4" x 2-1/4" (44.4mm x 57.0mm) round corner standard.

Other strikes are available upon request.

Cylinder

5 pin Kwikset keyway (standard)

Other keyways are available upon request.

High security cylinder (CM/ CX keyway) also available.

Door Handing

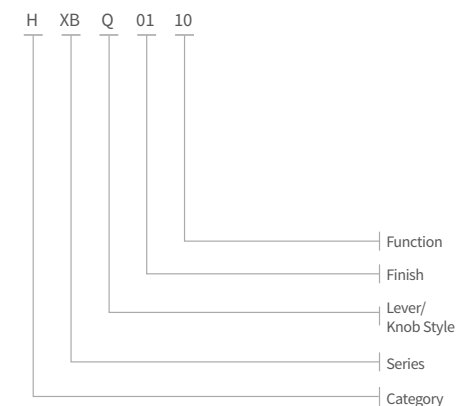
Lever : Specify handing when ordering lever as interior

Finishes

US3, US5, US10B, US15, US26, US26D, 12P, LO3

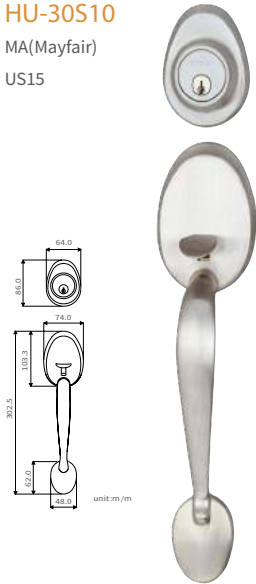
Other finishes are available upon request.

ORDERING INFORMATION



SOLID FORGED BRASS ENTRANCE HANDLESET

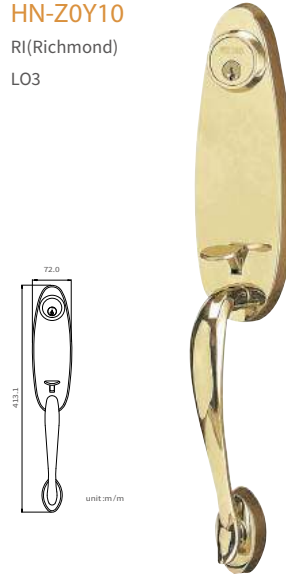
HU-30S10
MA(Mayfair)
US15



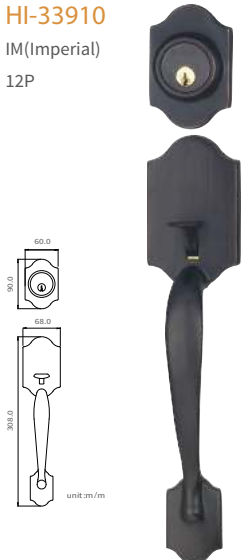
HC-30R10
CA(Capri)
US26



HN-Z0Y10
RI(Richmond)
LO3



HI-33910
IM(Imperial)
12P



HX-Z0Y10
CH(Chateau)
LO3



Interior Selection

Lever

Solid Brass
AK-Q



Lever

Zinc Alloy
TL-L



Knob

Solid Brass
HN-Z



Brass
TA-2



TL-R



TQC



TA-3



TA-5



SPECIFICATIONS

Exposed Trim

Solid forged brass, plated to match finish designation.

Door Thickness

1-3/8" to 1-3/4" (35mm ~ 45mm) standard.
2" (51mm) optional.

Strike

Upper : 9111. Rectangular Strike 1-1/8" x 2-3/4" (28.4mm x 69.8mm) square corner standard.
Lower : 9102J. Full Lip Strike 1-3/4" x 2-1/4" (44.4mm x 57.0mm) square corner standard.
Other strikes are available upon request.

Latch

Deadbolt latch: 2-3/8" and 2-3/4" adjustable. (60mm and 70mm)

Faceplate: 1" x 2-1/4" (25.4mm x 57mm) square corner standard. Round corner optional.

Bolt: Solid Brass/Steel with hardened steel rod insert, full 1" (25.4mm) throw. Steel latch bolt optional.

Spring latch: 2-3/8" and 2-3/4" adjustable. (60mm and 70mm)

Faceplate: 1" x 2-1/4" (25.4mm x 57mm) square corner standard. Round corner optional.

Bolt: Solid brass / Zinc latch bolt with 1/2" (12.7mm) throw.

Cylinder

5 pin Kwikset keyway (standard)

Other keyways are available upon request.

High security cylinder (CM/ CX) also available.

Door Handing

Knob : Non-handed.

Lever: Specify handing when ordering lever as interior.

Non-handed also available

Finishes

US3, US5, US10B, US15, US26, 12P, LO3

Other finishes are available upon request.

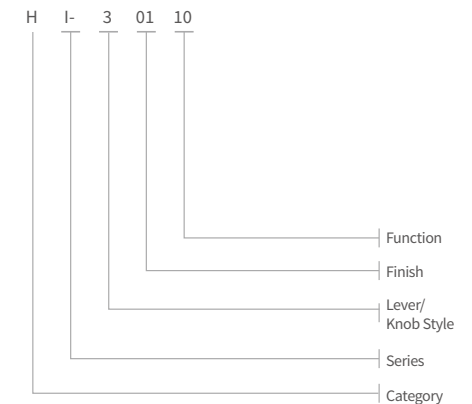
FUNCTION

EZ Code	Description
10	Single Cylinder Deadbolt
11	Double Cylinder Deadbolt
75	Dummy

PACKAGE

Model		Pcs/ Ctn	MEAS.
Handleset Series	Window Box	6	2.59 cu.ft.
	Box Pack	10	1.93 cu.ft.

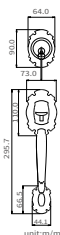
ORDERING INFORMATION



ZINC DIE-CASTING ENTRANCE HANDLESET

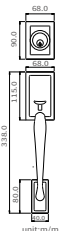
ZB-30610

BI(Biarritz)
US5



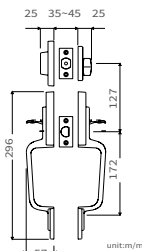
ZC-33910

CA(Capri)
12P



ZDP00610

PE(Peacock)
Double Cylinder
Double Handle
US5



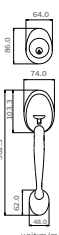
ZI-30S10

IM(Imperial)
US15



ZU-30110

MA(Mayfair)
US3

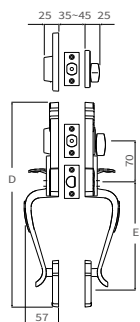
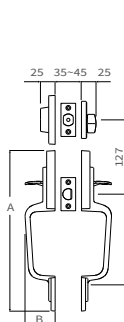


Model	A	B	C
ZDP	296	57	172
ZDL	273	53	155
ZDV	274	57	155

unit:mm

Model	D	E
ZDA	350	185
ZDG	374	185

unit:mm



SPECIFICATIONS

Exposed Trim

Zinc alloy.

Door Thickness

1-3/8" to 1-3/4"(35mm ~ 45mm)standard.

2"(51mm)optional.

Strike

Upper : 9111. Rectangular Strike 1-1/8" x 2-3/4"

(28.4mm x 69.8mm)square corner standard.

Lower : 9102J.Full Lip Strike1-3/4" x 2-1/4"

(44.4mmx57.0mm)square corner standard.

Other strikes are available upon request.

Latch

Deadbolt latch : 2-3/8" and 2-3/4" adjustable.

(60mm and 70mm)

Faceplate : 1" x 2-1/4" (25.4mmx57mm) square corner

standard. Round corner optional.

Bolt : Steel with hardened steel rod insert , Full 1"

(25.4mm) throw deadbolt.

Spring latch : 2-3/8" and 2-3/4" adjustable.

(60mm and 70mm)

Faceplate : 1" x 2-1/4" (25.4mm x 57mm) square corner

standard. Round corner optional.

Bolt : Zinc alloy latch bolt with 1/2"(12.7mm)throw.

Nickel plated.

Cylinder

5 pin Kwikset keyway standard, with zinc alloy cylinder housing.

Other keyways are available upon request.

High security cylinder(CM/ CX)also available.

Door Handing

Knob : Non-handed.

Lever : Specify handing when ordering lever as interior.

Finishes

US3, US5, US10B, US15, US26, US26D, 12P

Other finishes are available upon request.

PACKAGE

Model		Pcs/ Ctn	MEAS.
Single Handle	Window Box	6	2.59 cu.ft.
	Box Pack	10	1.97 cu.ft.
ZDA / ZDG Double Handle	Box Pack	10	2.07 cu.ft.
ZDP / ZDL / ZDV Double Handle	Box Pack	12	1.76 cu.ft.

FUNCTION

EZ Code	Description
10	Sectional Handleset With Single Cylinder Deadbolt
11	Sectional Handleset With Double Cylinder Deadbolt
75	Sectional Dummy Handleset With Dummy Deadbolt

ORDERING INFORMATION

Z	U-	3	01	10	
					Function
					Finish
					Lever / Knob Style
					Series
					Category

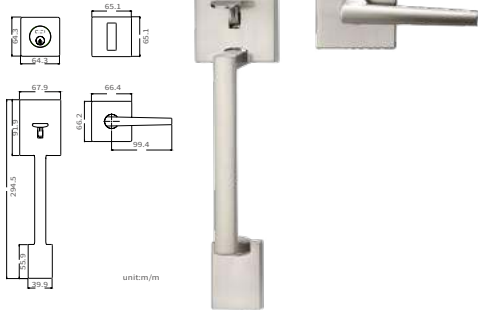
CONTEMPORARY SERIES

- Interchangeable interior design
- Zinc die-casting entrance handlest

ZINC DIE-CASTING ENTRANCE HANDLEST

ZG-M0S10

Zinc Die-Casting
Single Cylinder
US15



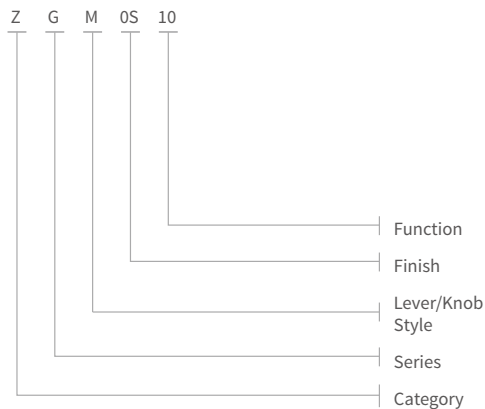
FUNCTION

EZ	Description
10	Single Cylinder Deadbolt

PACKAGE

Model	Pcs/Ctn	MEAS.
Handlest Series	Box Pack	2 1.48 cu.ft.

ORDERING INFORMATION



SPECIFICATIONS

Exposed Trim

Zinc alloy.

Door Thickness

Fits 1-3/8" to 1-3/4" (35mm~45mm) standard. 2" (51mm) optional.

Backset

Fits both 2-3/8" or 2-3/4" (60mm or 70mm)

Strike

Upper:9111.Rectangular Strike 1-1/8" x 2-3/4"(28.4mm x 69.8mm) square corner standard.

Lower:9102J. Full Lip Strike 1-3/4" x 2-1/4"(44.4mm x 57mm) square corner standard.

Latch

Deadbolt latch:2-3/8" or 2-3/4" (60mm / 70mm) adjustable latch

Faceplate:1" x2-1/4" (25.4mm x 57mm) square corner standard. Round corner optional.

Bolt:Steel with hardened steel rod insert, full 1" (25.4mm) throw.

Spring latch:2-3/8" or 2-3/4"(60mm / 70mm).

Bolt: Zinc alloy latch bolt with 1/2"(12.7mm) throw.

Cylinder

5-pin Kwikset keyway

High security cylinder (CM, CX keyway) also available.

Finishes

US3, US10B, US15, US26, US26D, 12P,

Other finishes are available upon request.

CONTEMPORARY SERIES

- Interconnected function
- Interchangeable interior design

INTERCONNECTED ENTRANCE LEVERSET

IPM0S82

Zinc Die-Casting
Single Cylinder
US15




FUNCTION

EZ	Description
82	Single Locking-Passage Lever

PACKAGE

Model	Pcs/Ctn	MEAS.
Interconnected	Box Pack	2 1.48 cu.ft.

ORDERING INFORMATION



IQE0S82

Stainless steel
Single Cylinder
US15



SPECIFICATIONS

Exposed Trim

Wrought brass or stainless steel or Zinc alloy.

Door Thickness

Fit 1-5/8" to 2" (40mm ~ 51mm)

Strike

Upper:9111. Rectangular Strike 1-1/8" x 2-3/4"(28.4mm x 69.8mm) square corner standard.

Lower:9102J. Full Lip Strike 1-3/4" x 2-1/4"(44.4mm x 57mm) square corner standard.

Latch

Deadbolt latch:2-3/8" or 2-3/4" (60mm / 70mm) adjustable latch.

Faceplate:1" x2-1/4" (25.4mm x 57mm) square corner standard. Round corner optional.

Bolt: Steel with hardened steel rod insert, full 1"(25.4mm) throw.

Spring latch: 2-3/8" or 2-3/4"(60mm/70mm).

Bolt: Zinc alloy latch bolt with 1/2"(12.7mm) throw.

Cylinder

5-pin Kwikset keyway.

High security cylinder (CM, CX keyway) also available.

Finishes

US3, US10B, US15, US26, US26D, 12P,

Other finishes are available upon request.

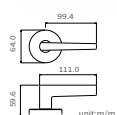
CONTEMPORARY SERIES

- Concealed mounting screws
- Auto release function (for privacy lock)

ZINC DIE-CASTING LEVERSET

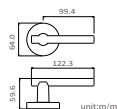
AM-10S30

GF (Golf)
Privacy
US15



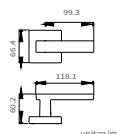
AM-20S82

CA (Circa)
Passage
US15



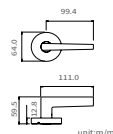
AMS-50R30

YK (York)
Privacy
US26



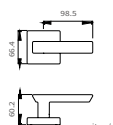
AM-10S78

GF (Golf)
Dummy
US15



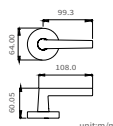
AMS-30S82

AN (Austin)
Passage
US15



AM-60S82

SY (Sydney)
Passage
US15



FUNCTION

EZ Code	Description
30	Privacy
78	Single Dummy - 2 Screws
82	Passage

PACKAGE

Model	Pcs/Ctn	MEAS.
Box Pack	10	0.92 cu.ft.
Clam Shell	10	0.84 cu.ft.

ORDERING INFORMATION

A	M-	1	OS	82	
					Function
					Finish
					Lever Style
					Series
					Category

SPECIFICATIONS

Exposed Trim

Wrought brass or stainless steel or Zinc alloy.

Door Thickness

1-3/8" to 2" (35mm ~ 51mm) standard.

Strike

9103J. Full Lip Strike 1-3/4" x 2-1/4"

(44.4mm x 57.0mm) square corner standard.

Other strikes are available upon request.

Latch

2-3/8" and 2-3/4" adjustable. (60mm and 70mm)

Faceplate: 1" x 2-1/4" (25.4mm x 57mm)

square corner standard. Round corner optional.

Bolt: 1/2" (12.7mm) throw. Solid brass, stainless steel or zinc alloy latch bolt also available.

Door Handing

Non-handed

Finishes

US3, US10B, US15, US26, US26D, 12P,

Other finishes are available upon request.

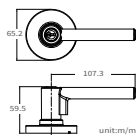
CONTEMPORARY SERIES

- Concealed/exposed mounting screws
- Reversible or non-handed design
- Auto release function (optional)

RESIDENTIAL TBULAR LEVERSET

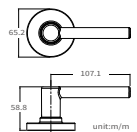
TMSM20S00 MN (Madison)

Entry
US15



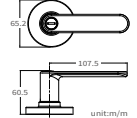
TMSM20S82 MN (Madison)

Passage
US15



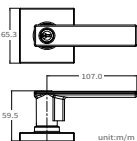
TMSLR0S30 RN (Reno)

Privacy
US15



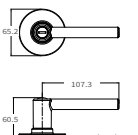
TMSLS0S00 ST (Stamford)

Entry
US15



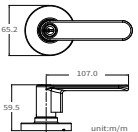
TMSM20S30 MN (Madison)

Privacy
US15



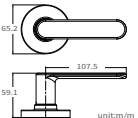
TMSLR0S00 RN (Reno)

Entry
US15



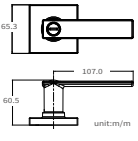
TMSLR0S82 RN (Reno)

Passage
US15



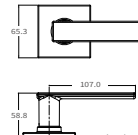
TMSLS0S30 ST (Stamford)

Privacy
US15



TMSLS0S82 ST (Stamford)

Passage
US15



FUNCTION

EZ Code	Description
00	Entry
30	Privacy
78	Single Dummy - 2 Screws
82	Passage

PACKAGE

Model	Pcs/Ctn	MEAS.	Carton
Box Pack	10	0.96 cu.ft.	General Carton
TTB Series			
Clam Shell	10	1.07 cu.ft.	General Carton
Clam Shell	6	0.69 cu.ft.	Cut Case

SPECIFICATIONS

Exposed Trim

Rose: wrought brass or stainless steel;

Lever: zinc-die casting.

Door Thickness

1-3/8" to 1-3/4" (35mm ~ 45mm)

Door Prep

Ø 54mm for cross bore; Ø 25mm for edge bore

Strike

Full Lip Strike 1-3/4" x 2-1/4" (44.4mm x 57.0mm).

Latch

2-3/8" and 2-3/4" adjustable. (60mm and 70mm)

Bolt: zinc alloy with 1/2" (12.7mm) throw. Nickel plated.

Cylinder

5 pin Kwikset Keyway (standard).

Other keyways are available upon request.

Installation Methods

Concealed/exposed.

Auto Release

Available upon request.

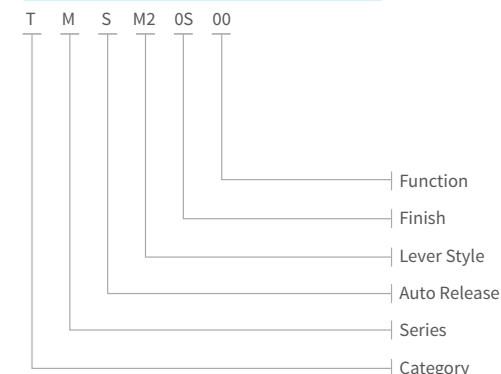
Door Handling

Non-handed

Finishes

US3, US5, US10B, US15, US26, US26D, 12P.

ORDERING INFORMATION



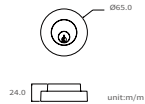
CONTEMPORARY SERIES

- Concealed mounting screws
- Auto release function (for privacy lock)

ZINC DIE-CASTING DEADBOLT

LTR0S10

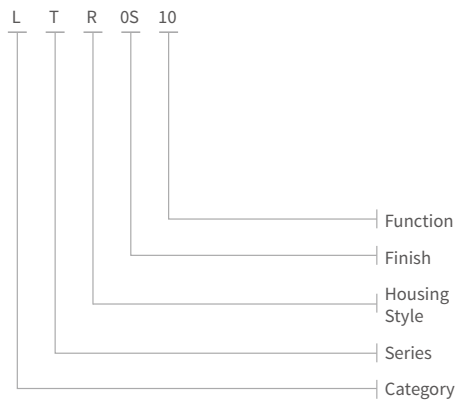
Single Cylinder
US15



FUNCTION

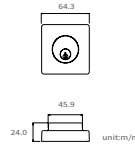
EZ Code	Description
10	Single Cylinder
11	Double Cylinder
50	One Side Deadbolt

ORDERING INFORMATION



LTS0S10

Single Cylinder
US15



PACKAGE

Model		Pcs / Ctn	MEAS.
LTR/LTS Series	Box Pack	12	0.45 cu.ft.
LTR/LTS Series	Clam Shell	10	0.83 cu.ft.

SPECIFICATIONS

Exposed Trim

Wrought brass or stainless steel or Zinc alloy.

Door Thickness

1-3/8" to 1-3/4" (35mm ~ 45mm) standard. 2" (51mm) optional.

Strike

9112 / 9113. Rectangular Strike 1" x 2-1/4" (25.4mm x 57.0mm) square corner standard. Other strikes are available upon request.

Latch

2-3/8" and 2-3/4" adjustable. (60mm and 70mm)
Bolt: steel latch with hardened steel rod insert, full 1" (25.4mm) throw

Cylinder

5-pin Kwikset keyway

Finishes

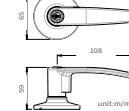
US3, US10B, US15, US26, US26D, 12P,
Other finishes are available upon request.

TL SERIES

GRADE 3 RESIDENTIAL TUBULAR LEVERSET

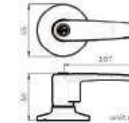
TL-H0S00

HW (Hawthorn)
Entry
US15



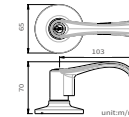
TL-C0C00

CE (Cambridge)
Entry
US4



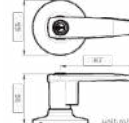
TL-D0S00

DE (December)
Entry
US15



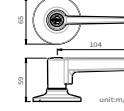
TL-L0600

MH (Manhattan)
Entry
US5



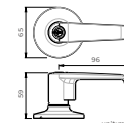
TL-M10S00

MR (Manchester)
Entry
US15



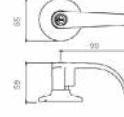
TL-E0100

ET (Escort)
Entry
US3



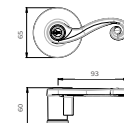
TL-T0S00

SD (San Diego)
Entry
US15



TL-R0100

RZ (Ritz)
Entry
US3




- 6-Way latch available
- UL latch available upon request
- Reversible or non-handed design



TL-S0S00

SY(Shelby)
Entry
US15



TL-Q0S00

QN (Queen)
Entry
US15



TL-V20S00

VC(Victoria)
Entry
US15




TL-U3900

UR(Urania)
Entry
12P



TL-J0S00

JU (Juran)
Entry
US15



TL-V10S30

VT(Victor)
Passage
US15



CERTIFICATION

ANSI

ANSI/BHMA A156.2-2011 Grade 3 certified.

UL

30 minutes fire rating certified. UL File No. R13776

SPECIFICATIONS

Exposed Trim

Wrought brass or stainless steel. Zinc-die casting lever.

Door Thickness

1-3/8" to 1-3/4" (35mm ~ 45mm) standard.

2" available upon request

Strike

9102J. Full Lip Strike 1-3/4" X 2-1/4"

(44.4mm x 57.0mm) square corner standard.

Other strikes are available upon request.

Latch

2-3/8" and 2-3/4" adjustable(60mm and 70mm)

3-11/32", 5" 6-Way latch also available.

Faceplate: 1" x 2-1/4" (25.4mm x 57mm) square corner standard.

Latch bolt: Zinc alloy latch bolt with 1/2" throw. Nickel plated.

UL latch available upon request. (Stainless steel)

Push button available .

Cylinder

5 pin Kwikset Keyway (standard) .

Other keyways are available upon request.

Door Handing

Reversible lever and non-handed design suitable for both right and left hand door.

Finishes

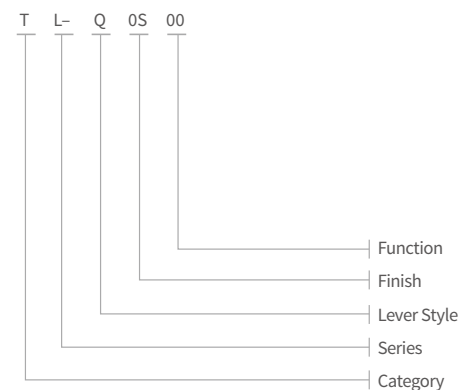
US3, US5, US10B, US15, US26, US26D, 12P, 15A

Other finishes are available upon request.

FUNCTION

EZ Code	ANSI Code	Description
00	F82B	Entry/Office
30	F76B	Privacy
77	-	Pair Dummy Trim
78	-	Single Dummy - 2 Screws
82	F75	Passage

ORDERING INFORMATION



RESIDENTIAL LEVERSET

GK-Q0182

QN (Queen)
Passage
US3




GK-E0082

EG (Eagle)
Passage
US32D




GK-P0082

PE (Pittsburgh)
Passage
US32D



GK-K0082

KN (Kingston)
Passage
US32D



GK-S0082

SO (Scorpio)
Passage
US32D



SPECIFICATIONS

Exposed Trim

Stainless steel or Solid brass.

Door Thickness

1-3/8" to 1-3/4" (35mm ~ 45mm) standard.

2" (51mm) optional.

Strike

9102J. Full Lip Strike 1-3/4" x 2-1/4" (44.4mm x 57.0mm)

square corner standard.

Other strikes are available upon request.

Latch

2-3/8" and 2-3/4" adjustable. (60mm and 70mm)

Faceplate : 1" x 2-1/4" (25.4mm x 57mm) square corner standard. Round corner optional.

Bolt : 1/2" (12.7mm) throw. Solid brass, stainless steel or zinc alloy latch bolt also available.

Door Handling

Non-handed or reversible.

Finishes

US3, US5, US10B, US15, US15A, US26, US26D, US32, US32D (for stainless steel series only), 12P, LO3

Other finishes are available upon request.

UL LATCH

30 minutes fire rating certified. UL File No. R13776.

PACKAGE

Model	Pcs/Ctn	MEAS.
Box Pack	20	1.52 cu.ft.
Clam Shell	10	0.98 cu.ft.

ORDERING INFORMATION

G	K-	F	01	82	
					Function
					Finish
					Lever Style
					Series
					Category

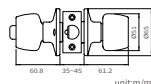
FUNCTION

EZ Code	Description
30	Privacy
78	Single Dummy - 2 Screws
82	Passage



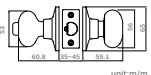
TA-10600

DN(Devon)
Entry
US5



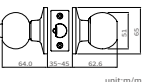
TA-20100

OS(Olympus)
Entry
US3



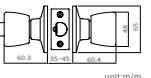
TA-30000

BA(Bala)
Entry
US32D



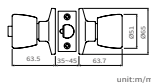
TA-50000

GN(Guardian)
Entry
US32D



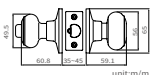
TA-60000

SN(Sutton)
Entry
US32D



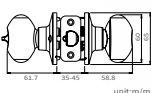
TA-70600

PE(Palace)
Entry
US5



TA-G0100

RY(Ruby)
Entry
US3



SPECIFICATIONS

Exposed Trim

Brass or stainless steel.

Door Thickness

1-3/8" to 1-3/4" (35mm ~ 45mm) standard.

2" available upon request

Strike

9102J. Full Lip Strike 1-3/4" X 2-1/4"

(44.4mm x 57.0mm) square corner standard.

Other strikes are available upon request.

Latch

2-3/8" and 2-3/4" adjustable.(60mm and 70mm)

5" (127mm) 6-Way latch also available.

Faceplate: 1" x 2-1/4" (25.4mm x 57mm) square corner standard. Round corner optional.

Latch bolt : Zinc alloy latch bolt with 1/2" throw. Nickel plated.

UL latch available upon request.

Cylinder

5 pin Kwikset Keyway (standard) .

Other keyways are available upon request.

Push button available.

Finishes

US3, US5, US10B, US15, US26D, US32, US32D, 12P, LO3

Other finishes are available upon request.

CERTIFICATION

ANSI

ANSI/BHMA A156.2-2011 Grade 3 certified.

UL

30 minutes fire rating certified. UL File No. R13776

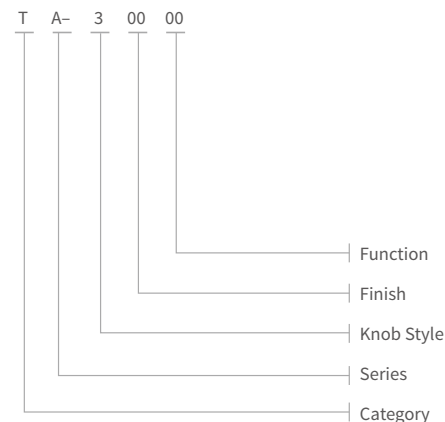
FUNCTION

EZ Code	ANSI Code	Description
00	F82B	Entry
30	F76B	Privacy
62	F86	Storeroom
77	-	Pair Dummy Trim
78	-	Single Dummy - 2 Screws
82	F75	Passage

PACKAGE

Model	Pcs/Ctn	MEAS.
TA Series	Box Pack	20 0.88 cu.ft.
	Clam Shell	10 0.80 cu.ft.

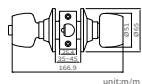
ORDERING INFORMATION



GRADE 3 RESIDENTIAL CYLINDRICAL KNOBSET

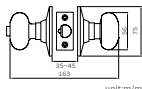
NA-10600

DN (Devon)
Entry
US5



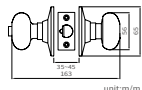
NC-20800

OS(Olympus)
Entry
US32



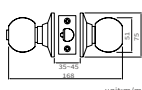
NA-20000

OS(Olympus)
Entry
US32D



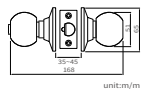
NC-30100

BA(Bala)
Entry
US3



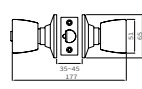
NA-30000

BA(Bala)
Entry
US32D



NA-60000

SN(Sutton)
Entry
US32D



CERTIFICATION

ANSI STANDARD

ANSI/BHMA A156.2-2003 Grade 3

UL

30 minutes fire rating certified. UL File No. R13776.

SPECIFICATIONS

Exposed Trim

Brass or stainless steel.

Door Thickness

1-3/8" to 1-3/4" (35mm ~ 45mm) standard.

Strike

9101. T strike 1-1/8" X 2-3/4"

(28.0mm x 69.8mm) square corner standard.

Other strikes are available upon request.

Latch

Available in 2-3/8", 2-3/4", 3-1/3", 3-3/4" or 5" backset.

(51mm, 60mm, 70mm, 85mm, 95mm or 127mm)

Faceplate : 1" x 2-1/4" (25.4mm x 57mm) square corner.

Latch Bolt : Zinc alloy latch bolt with 1/2" throw. Nickel plated.

Cylinder

5 pin Kwikset Keyway (standard) .

Other keyways are available upon request.

High security cylinder (CM / CI keyway) also available.

Rose Cover

2-1/2" (65 mm) diameter (standard) .

3" (75 mm) diameter (optional) .

Finishes

US3, US5, US10B, US15, US26D, US32, US32D, 12P

Other finishes are available upon request.

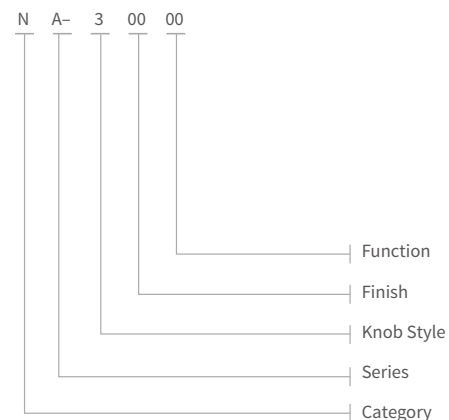
FUNCTION

EZ Code	ANSI Code	Description
00	F109	Entry/Office
11	-	Store Door
30	F76	Privacy
62	F86	Storeroom
75	-	Single Dummy Trim
82	F75	Passage
90	F77B	Patio

PACKAGE

Model		Pcs/Ctn	MEAS.
NA Series	Box Pack	20	0.88 cu.ft.
	Clam Shell	10	0.67 cu.ft.
NC Series	Box Pack	20	1.05 cu.ft.
	Clam Shell	10	0.80 cu.ft.

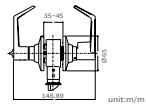
ORDERING INFORMATION



GRADE 3 CYLINDRICAL LEVERSET

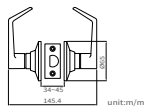
NE-00S00

LG(Legacy)
Entry
US15



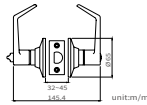
NE-00S82

LG(Legacy)
Passage
US15



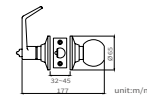
NE-00S30

LG(Legacy)
Privacy
US15



NE-30S00

BA(Bala) Knob
LG(Legacy) Lever
Entry
US15



CERTIFICATION

ANSI STANDARD

Comply to ANSI 156.2-2003 Grade 3 standard.

PACKAGE

Model	Pcs/Ctn	MEAS.
-------	---------	-------

NE Series Box Pack 20 1.01 cu.ft.

FUNCTIONS

EZ Code	ANSI Code	Description
00	F82B	Entry/Office
30	F76	Privacy
75	-	Single Dummy
82	F75	Passage

SPECIFICATIONS

Exposed Trim

Wrought brass or stainless steel. Pressure cast zinc lever.

Door Thickness

1-3/8" to 1-3/4" (35mm ~ 45mm) standard.

Backset

Available in 2-3/8", 2-3/4", 3-3/4" or 5" backset. (60mm, 70mm, 95mm or 127mm)

Strike

9101. T strike 1-1/8" X 2-3/4"

(28.0mm x 69.8mm) square corner standard.

Other strikes are available upon request.

Latch

Available in 2-3/8", 2-3/4" (60mm, 70mm) or 2-3/8" to 2-3/4" (60mm to 70mm) adjustable.

Faceplate : 1" x 2-1/4" (25.4mm x 57mm) square corner.

Latch Bolt : Zinc alloy latch bolt with 1/2" throw. Nickel plated.

Cylinder

5 pin Kwikset Keyway (standard).

Other keyways are available upon request.

Door Handing

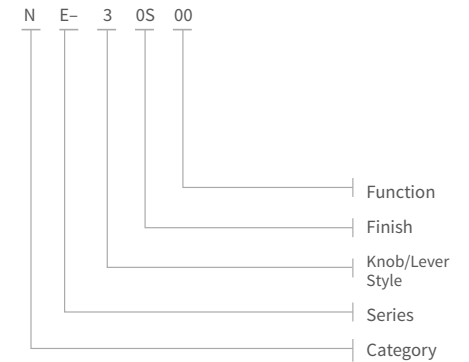
Non-handed levers.

Finishes

US3, US10B, US15, US26, US26D

Other finishes are available upon request.

ORDERING INFORMATION



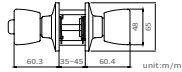
MOBILE HOME LOCK SERIES

- Waterproof-washer for exterior use
- Auto release function (TN / TP series)

GRADE 3 MOBILE HOME LOCK

TP50000

GN(Guardian)
Entry
US32D



CERTIFICATION

ANSI STANDARD

Comply to ANSI A156.36-2010, A156.2-2011 Grade 3 standard

SPECIFICATIONS

Exposed Trim

Brass or stainless steel.

Door Thickness

1-3/8" to 1-3/4"(35mm ~ 45mm)standard.

Backset

Available in 2-3/8" or 2-3/4" backset.(60mm or 70mm)

Latch

Drive in latch, 2-3/8"(60mm)standard, 2-3/4"(70mm) optional.

Tubular series: Zinc alloy latch bolt with Nickel plated.

Deadbolt series: Solid brass latch bolt with hardened steel rod insert, full 5/8" throw.

Cylinder

5 pin cylinders. Kwikset keyway standard.

Other keyways are available upon request.

Finishes

US3, US15, US26D.

Other finishes are available upon request.

LT10010

Single Cylinder
US32D

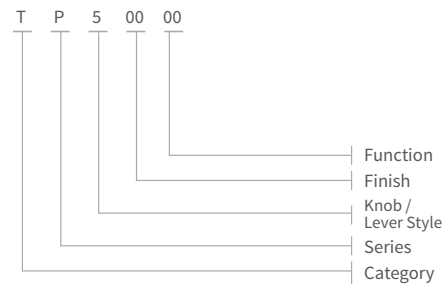


FUNCTIONS

Tubular Series / EZ Code	Description
00	Entry
10	Single Cylinder

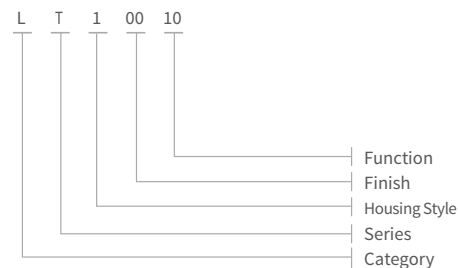
ORDERING INFORMATION

Tubular Series



ORDERING INFORMATION

Deadbolt Series

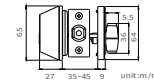


L SERIES

GRADE 3 RESIDENTIAL DEADBOLT LOCK

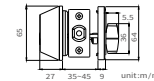
LT-10110

Single Cylinder
US3



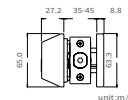
LT-10110-F

Single Cylinder
US3



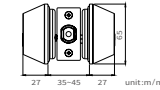
LT-10013

One Side Deadbolt
(Key type)
US32D



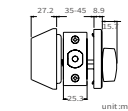
LT-10111

Double Cylinder
US3



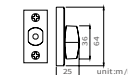
LT-10S10

Single Cylinder
US15



LT-10050

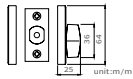
One Side Deadbolt
US32D





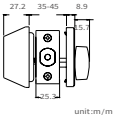
LT-10070

One Side Deadbolt
US32D



LT-10077

One Side Deadbolt
US32D



CERTIFICATION

ANSI

ANSI/BHMA A156.36-2010 Grade 3 certified.

UL

3 hours fire rating certified. UL File No. R15047

FUNCTION

EZ Code	ANSI Code	Description
10	E0153	Single Cylinder
11	E0143	Double Cylinder
13	E0163	One Side Deadbolt (Key type)
50	E0193	One Side Deadbolt (Non key)
70	E01113	One Side Deadbolt (Non key)
77	E01113	One Side Deadbolt (Non key)

ORDERING INFORMATION

L	T-	1	00	10	
					Function
					Finish
					Housing Style
					Series
					Category

SPECIFICATIONS

Door Thickness

1-3/8" to 1-3/4"(35mm ~ 45mm)standard.
2"(51mm)optional.

Strike

9111. Rectangular strike 1-1/8" x 2-3/4"
(28.4mm x 69.8mm)square corner standard.
Other strikes are available upon request.

Latch

2-3/8" , 2-3/4" and 5" adjustable. (60mm,70mm and 127mm)

6-Way latch also available.

Faceplate : 1" x 2-1/4"(25.4mm x 57mm)square corner standard.

Latch Bolt : Steel latch bolt with hardened steel rod insert, Full 1"(25.4mm) throw.

Cylinder

5 pin Kwikset keyway standard. 6 pin cylinder optional.

Solid brass or zinc alloy cylinder housing also available.

Other keyways are available upon request.

High security cylinder(CM / CX keyway)also available.

Finishes

US3, US5, US10B, US15, US26D, US32, US32D, 12P, L03

Other finishes are available are upon request.

CYLINDER DESCRIPTION

Model	Description	LB	LT	LO	LR
LB	Solid Brass Cylinder Housing & Plug	●			
LR	Zinc Alloy Cylinder Housing & Solid Brass Plug				●
LT	Zinc Alloy Cylinder Housing & Solid Brass Plug		●		
	Zinc Alloy Cylinder Housing & Zinc Plug			●	

PACKAGE

Model		Pcs/Ctn	MEAS.
Deadbolt Series	Box Pack	20	0.46 cu.ft.
	Clam Shell	10	0.58 cu.ft.

LEVER HANDLE



JT-50S00

J5-Lever (Zinc Alloy)
Entry / US15



JTMA0S00

JA Lever / JM Escutcheon
Entry / US15



JT-50S30

J5-Lever (Zinc Alloy)
Privacy / US15



JTMA0S30

JA Lever / JM Escutcheon
Privacy / US15



JT-50S82

J5 Lever (Zinc Alloy)
Passage / US15



JTMA0S82

JA Lever / JM Escutcheon
Passage / US15



FUNCTION

EZ Code	Description
00	Entry/Office
30	Privacy(with indicator)
82	Passage

PACKAGE

Model		Pcs/ Ctn	MEAS.
JTM/JTA Series	Box Pack	20	1.15 cu.ft.
JT Series	Box Pack	20	1.15 cu.ft.

ORDERING INFORMATION

J	TA	V	OS	00	
					Function
					Finish
					Lever Style
					Series
					Category

SPECIFICATIONS

Exposed Trim

JTM series : Solid brass escutcheon and lever.

JTA series : Brass or stainless steel escutcheon. Solid brass or zinc alloy lever.

JT series : Brass or stainless steel rose. Solid brass or zinc alloy lever.

Door Thickness

1-4/25" to 1-3/4" (29mm - 45mm) standard.

Backset

2-3/8" (60mm) only.

Door Prep

JTA / JTM series

Please refer to installation instructions.

JT series

Cross Bore : ϕ 1-9/16" (40mm)

Edge Bore : ϕ 1" (25mm)

Spindle

ϕ 7.2mm

Strike

JT. Full Lip Strike 1-7/16" X 2-17/32"

(36.5mm x 64.0mm) square corner.

Other strikes are available upon request.

Latch

2-3/8" (60mm) only.

Faceplate : 1" x 2-1/4" (25.4mm x 57mm) square corner.

Latch bolt : Solid brass or ABS(Anti-friction latch) latch bolt also available.

Cylinder

JTM series : 5 pin solid brass cylinder. Yale keyway.

JTA series : 4 pin solid brass cylinder. Yale keyway.

Finishes

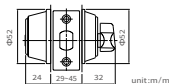
US3, US4, US5, US10B, US15, US26.

Other finishes are available upon request.

DEADBOLT LOCK

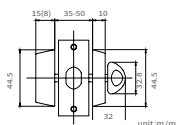
LJ-10010

Single Cylinder
US32D



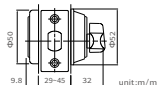
LJ-20S10

Single Cylinder
US15



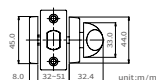
LJ-10030

Privacy
US32D



LJ-20S30

Privacy
US15



Thumb Turn LJ#1

Sub Assembling Turn
Zinc Die-Casting Type
Exposed Screws



Thumb Turn LJ#2

Sub Assembling Turn
Zinc Die-Casting Type
Exposed Screws



SPECIFICATIONS

Door Thickness

LJ#1 series : 1-4/25" to 1-3/4" (29mm ~ 45mm).

LJ#2 series : 1-9/32" to 2" (32mm ~ 51mm).

Backset

LJ#1 series : 2-3/8" (60 mm) standard

2-3/4" (70 mm) spring latch optional

LJ#2 series : 2-3/8" (60 mm) standard

2-3/4" (70 mm) optional

Door Prep

Cross Bore : ϕ 1-1/2" (38mm)

Edge Bore : ϕ 1" (25.4mm)

Strike

LJ#2 series : Rectangular strike 1" x 2-1/4"

(25.4mm x 57.0mm) square corner.

Other strikes are available upon request.

Latch

2-3/8" (60mm) deadbolt latch

1"x2-1/4" (25.4mm x 57mm) faceplate with square corner.

LJ#1 series : Brass latch bolt

LJ#2 series : Zinc alloy latch bolt with nickel plated

LJ#1 series: 2-3/4" (70mm) dead latch with solid brass latch bolt also available.

Cylinder

LJ#1 series: 6 pin Schlage keyway

LJ#2 series :5 pin Kwikset keyway

Other keyways are available upon request.

Finishes

US3,US4,US5,US15,US26(for LJ#2 series),

US32D(for LJ#1 series),514(for LJ#2 series)

Other finishes are available upon request.

FUNCTION

EZ Code	Description
10	Single Cylinder
30	Privacy(with indicator)

PACKAGE

Model	Pcs/Ctn	MEAS.
LJ #1 Series	Box Pack	20
LJ #2 Series	Box Pack	20

ORDERING INFORMATION

L	J-	1	OS	10	
					Function
					Finish
					Housing Style
					Series
					Category

LEVER HANDLE

JB-10S00

ZE(Zen)
Entry
US15



JB-20S00

AC(Achilles)
Entry
US15



950S00-D

Entry
US15



954930-D

Privacy
514



JB-10S30

ZE(Zen)
Privacy
US15



960S00

Entry
US15



990S00-D

Entry
US15



994930-D

Privacy
514



JB-10S82

ZE(Zen)
Passage
US15



970S00

Entry
US15



9R0600-D

Entry
US15



9R3930-D

Privacy
US12P



JBG0S82

GF(Golf)
Passage
US15



980S00

Entry
US15



FUNCTION

EZ Code	Description
---------	-------------

00	Entry/Office
----	--------------

30	Privacy
----	---------

82	Passage
----	---------

PACKAGE

Model	Pcs/Ctn	MEAS.
JB Series	Box Pack	20
		1.61 cu.ft.

ORDERING INFORMATION

J B- 1 OS 00

Function

Finish

Lever Style

Series

Category

SPECIFICATIONS

Exposed Trim

Zinc alloy.

Door Thickness

1-9/32" to 2" (32mm ~ 51mm) standard.

Backset

2-3/8" (60mm) standard

2-3/4" (70mm) optional

Door Prep.

Cross Bore: ϕ 1-29/32" (48mm)

Edge Bore: ϕ 1" (25.4 mm)

Spindle

Entry, Privacy Function : ϕ 7.6mm

Strike

9101. T strike 1-1/8" X 2-3/4"

(28.0mm x 69.8mm) square corner standard.

Other strikes are available upon request.

Latch

2-3/8" (60mm) standard, 2-3/4" (70mm) optional.

Faceplate: 1" x 2-1/4" (25.4mm x 57mm) square corner.

Bolt: Zinc alloy latch bolt. Nickel plated.

Cylinder

Wafer cylinder in 7 blades.

Door Handing

Non-handed.

Finishes

US5, US15, 514, 12P






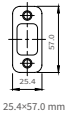

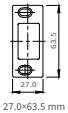


Other finishes are available upon request.

STRIKE


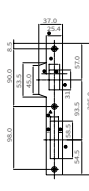

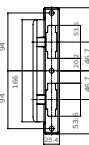

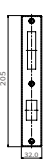
For Cylindrical & Tubular Locks

Model	Dimensions	Function
	 28.0x69.8x1.2 mm	9101 T Strike
	 44.4x57.0x1.2 mm	9102J Full Lip Strike (Square corner)
	 44.4x57.0x1.2 mm	9103J Full Lip Strike (Round corner)



For Residential Deadbolt Locks

Model	Dimensions	Function
	 28.4x69.8 mm	9111 Rectangular Strike (Square corner)
	 25.4x57.0 mm	9112 Rectangular Strike (Square corner)
	 25.4x57.0 mm	9113 Rectangular Strike (Round corner)
	 27.0x63.5 mm	9115 Adjustable Strike (For mobile home)
	 44.4x57.0 mm	9117 Full Lip Strike (Round corner)

For Euro Mortise Locks

Model	Dimensions	Function
	 205x25.4x2.0 mm	MF-F MF Strike
	 205x25.4x2.5mm	MF-M T Strike
	 205x32x2.6mm	MF-S Rectangular Strike

HIGH SECURITY CYLINDER DESCRIPTION







Model	Description
	CX Keyway
	CM/CI Keyway







LATCH


For G3 Tubular Knob Locks

Model	Description
	TAL-60/70mm -Adjustable -Entry
	TAL-60/70mm -Adjustable -Privacy/Passage
	TA-60mm -Entry
	TA-60mm -Privacy/Passage
	TF 6 Way Latch (Knob) -Entry
	TA- 60mm -Entry -Single Camshaft

Model	Description
	TA- 60mm -Privacy/Passage -Single Camshaft
	TA-70mm -Entry -Single Camshaft
	TA- 70mm -Privacy/Passage -Single Camshaft
	6 Way Latch -Entry
	6 Way Latch -Privacy/Passage
	Mobile Latch -60mm -Entry

Model	Description
	Mobile Latch-60mm -Privacy/Passage
	Mobile Latch -70mm -Entry
	Mobile Latch -70mm -Privacy/Passage
	TH-85mm -Entry
	TH-85mm - Privacy/Passage
	TA-127mm -Entry


Model	Description
	TA-127mm - Privacy/Passage
For G3 Tubular Lever Locks	
Model	Description
	THAL-60/70mm -Adjustable -Entry
	THAL-60/70mm -Adjustable -Privacy/Passage
	TH-60mm -Entry
	TH-60mm -Privacy/Passage
	TL 6 Way Latch (Lever) -Entry

Model	Description
	TL 6 Way Latch (Lever) -Privacy/Passage

	6 Way Latch (Knob) -Entry
---	------------------------------


	6 Way Latch (Knob) -Privacy/Passage
---	--


For G2 Tubular Knob Locks

Model	Description
	TT 6 Way Latch (Knob) -Entry

	TT 6 Way Latch (Knob) -Privacy/Passage
---	---


For G2 Tubular Lever Locks

Model	Description
	TT 6 Way Latch (Lever) -Entry


	TT 6 Way Latch (Lever) -Privacy/Passage
---	--

For G3 Cylindrical Locks

Model	Description
	NA-60mm -Entry

	NA-60mm -Privacy (with hook)/ Passage
---	---

	NA-70mm -Entry
---	-------------------

Model	Description
	NA-70mm -Privacy (with hook)/ Passage

	NAL -Entry
---	---------------

	NAL -Privacy (with hook)/ Passage
---	---

	NA-85mm -Entry
---	-------------------

	NA-85mm -Privacy (with hook)/ Passage
---	---

Model	Description
	NA-127mm -Entry

	NA-127mm -Privacy (with hook)/ Passage
---	--

	NA-DI -Entry
---	-----------------

	NA-DI -Privacy (with hook)/ Passage
---	---

	NA-90mm -Entry (with hook)
---	-------------------------------

For G3 Deadbolt Locks

Model	Description
	LTAL-Steel
	LTAL-6 Way Latch
	6 Way Latch
	LB-60mm
	LB-127mm

For G2 Deadbolt Locks

Model	Description
	LTAL-Brass
	LTAL-6 Way Latch
	MS-60 mm-S.S.
	MF-60mm-Brass
	MF-70mm-Brass

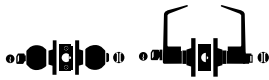

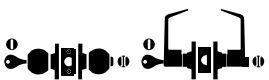


For Motise Locks

FINISH




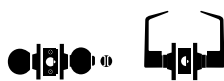
Finish	US Code	EZSET Code	Description
	US3	01	Polished Brass
	US5	06	Antique Brass
	US10B	09	Dark Oxidized Bronze, Oil Rubbed
	US15	0S	Satin Nickel Plated
	US26	0R	Polished Chromium
	US26D	03	Satin Chromium Plated
	US32	08	Polished Stainless Steel
	US32D	00	Satin Stainless Steel
	12P	39	Satin Oxidized Bronze
	LO3	0Y	PVD Brass

Other finishes are available.




FUNCTION DESCRIPTION / Cylindrical & Tubular Locks

Function	EZSET Code	ANSI Code	Description
	00	F109	ENTRY/OFFICE Latch bolt by either knob/lever unless outside knob/lever is locked by push/turn button in inside knob/lever. Key retracts latch bolt when outside knob/lever is locked.
		F82B	ENTRY Both knobs/ levers locked or unlocked by key outside or turn button inside.
	11	-	STORE DOOR LOCK Dead locking latch bolt operated by knob from either side except when both knob are locked by turning key from either side. Latch bolt is automatically dead locked when door is closed.
	30	F76B	PRIVACY LOCK Latch bolt by either knob/lever. Outside knob/lever is locked by push/turn button or locking device inside and unlocked by emergency release outside or operating inside knob/lever.
	62	F86	STOREROOM LOCK Dead locking latch bolt operated by key in outside knob, or by operating inside knob. Outside knob is always inoperable.
	75	-	SINGLE DUMMY TRIM Single dummy trim attached by single screw or mounting wood screw. For door where a pull only is required.

FUNCTION DESCRIPTION / Cylindrical & Tubular Locks

Function	EZSET Code	ANSI Code	Description
	77	-	PAIR DUMMY TRIM Double dummy trim for both side of door.
	78	-	SINGLE DUMMY TRIM Dummy trim for one side of door. Used for door pull or as matching inactive trim. Knob and rose attached by two wood screws.
	82	F75	PASSAGE SET Latch bolt operated by knob/lever, from either side at all time.
	90	F77B	PATIO LOCK Dead locking latch bolt operated by knob from either side. Outside knob is locked by push button or other locking device inside and unlocked

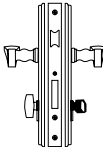
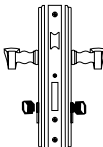
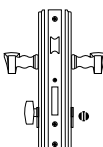
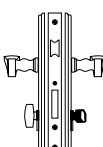

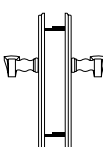
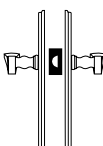
FUNCTION DESCRIPTION / Entrance Handleset

Function	EZSET Code	ANSI Code	Description
	10	-	SECTIONAL HANDLESSET WITH SINGLE CYLINDER DEADBOLT Latch bolt operated by thumb piece outside and grip inside. Deadbolt operated by key outside and thumb turn inside.
	11	-	SECTIONAL HANDLESSET WITH DOUBLE CYLINDER DEADBOLT Latch bolt operated by thumb piece outside and grip inside. Deadbolt operated by key both sides.
	75	-	SECTIONAL DUMMY HANDLESSET WITH DUMMY DEADBOLT Handle and grip act as a pull only. For inactive leaf of double doors. No operation.

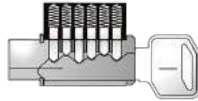
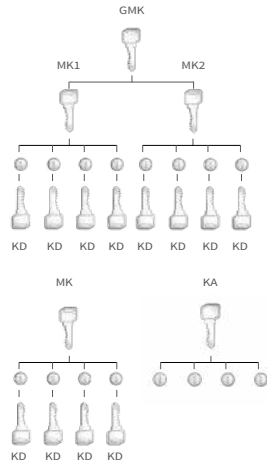
FUNCTION DESCRIPTION / Deadbolt Lock

Function	EZSET Code	ANSI Code	Description
	10	E0152 E0153	SINGLE CYLINDER DEADBOLT LOCK Deadbolt thrown or retracted by key from outside or by inside thumb turn.
	11	E0142 E0143	DOUBLE CYLINDER DEADBOLT LOCK Deadbolt thrown or retracted by key from either side.
	12	E0172	CLASSROOM DEADBOLT LOCK Deadbolt thrown or retracted by key from outside. Inside thumb turn will retract bolt only.
	13	E0163	ONE-WAY DEADBOLT LOCK(KEY TYPE) Deadbolt thrown or retracted by key outside. Blank plate with exposed screws inside.
	50	E0192 E0193	ONE SIDE DEADBOLT LOCK Deadbolt thrown or retracted by thumb turn inside. No outside trim.
	70	E01112 E01113	ONE-WAY DEADBOLT LOCK(NON-KEY TYPE) Deadbolt operated by thumb turn from inside. Blank plate on other side.
	77	-	ONE-WAY DEADBOLT LOCK(NON-KEY TYPE) Deadbolt operated by thumb turn from inside. Blank cylinder housing on other side.

FUNCTION DESCRIPTION / Euro Mortise Lock

Function	EZSET Code	ANSI Code	Description
	10	-	SINGLE CYLINDER WITH THUMB TURN / ENTRANCE LOCK Latch bolt operated by lever from either side at all time. Deadbolt thrown or retracted by key from outside or by inside thumb turn.
	11		DOUBLE CYLINDER Latch bolt operated by lever from either side at all time. Deadbolt thrown or retracted by key from either side.
	30		SINGLE CYLINDER WITH THUMB TURN / PRIVACY LOCK Latch bolt operated by lever from either side at all time. Deadbolt thrown or retracted by inside thumb turn or unlocked by emergency release outside.
	66		SINGLE CYLINDER WITH THUMB TURN / STOREROOM LOCK Outside lever always free-wheeling. Latch bolt retracted by key from outside or by inside lever. Deadbolt thrown or retracted by key from outside or by inside thumb turn.
	78		SINGLE DUMMY TRIM Single dummy trim for one side of door. Used for door pull or as matching inactive trim. Escutcheon attached by two wood screws.
	77		PAIR DUMMY TRIM Double dummy trim for both side of door.
	82		PASSAGE SET Latch bolt operated by lever from either side at all time.

Keying System



Keying

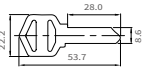
Code	Description
KA	Keyed Alike
KD	Keyed Different
MK	Master Keyed
GMK	Grand Master Keyed
CK	Construction Keyed
MCK	Master Construction Keyed

Key Blank & Keyway Description

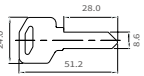
Key Blank

Keyway

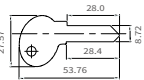
TE5



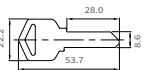
TN5



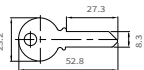
TT5



TL5



YA5



Kwikset
Keyway



Weiser
Keyway

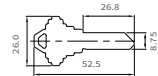


Yale
Keyway

Key Blank

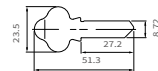
Keyway

SC5



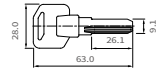
Schlage
Keyway

CF5



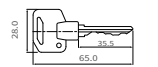
C4
Keyway

TP5



CI
Keyway

TH5



CX
Keyway

NOTE

TONG LUNG METAL INDUSTRY CO., LTD

Head Office & Factory

No.82, Zhonghua Rd., Minxiong Industrial Park, Chiayi County 62157, Taiwan(R.O.C.)

Tel: + 886-5-2918-168 / Fax: +886-5-2918-377

Taipei Office

14F., No.44, Sec.2, Zhongshan N. Rd., Taipei City 104, Taiwan(R.O.C.)

Tel: + 886-2-2568-2568 / Fax: +886-2-2563-3568

Philippines Factory

Tong Lung (Philippines) Metal Industry Co., Inc.

No.11 Aim High Ave, Cor. Commitment Street Subic Bay Gateway Park Phase1,
Subic Bay Freeport Zone, Olongapo City 222 Philippines

Tel: +6347-252-6228/6208/6386 / Fax: +6347-252-6382



www.ezset.com.tw